




F30 Swing-Down-Slide

LMD Fire Rated Metal Ceiling acc. to Din 4102-2


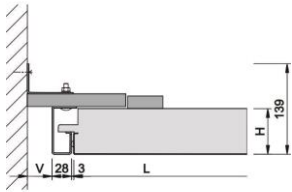

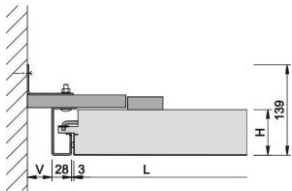

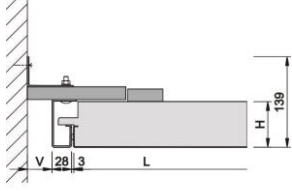

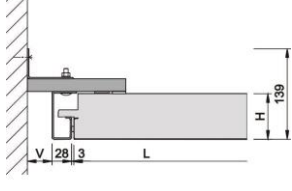

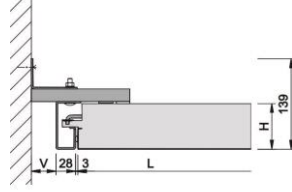
The ceiling elements – with or without mineral wool – are positioned in G-profiles. They can be individually swung down and slid by means of a dismantling tool – no additional ceiling void is necessary. Up to three ceiling elements can be moved together to receive a large inspection opening. Thanks to an adjustable wall connection, an excellent compensation of tolerances on the wall is possible. Stable hinging hooks offer maximum security against unintended lifting.

- freely spanned construction
- very good compensation of tolerances on the wall is possible due to an adjustable wall connection
- swung down ceiling elements can be moved together to receive a large inspection opening (approx. 2,500 x 2,000 mm)
- maintenance option due to ceiling elements that can be individually operated, swung down and slid
- no additional ceiling void is necessary for maintenance works
- hygienic and easy to clean





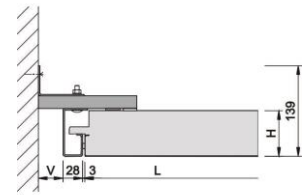

Ceiling elements

LMD F30-A Type 6				
Length (L)	500 - 2,500 mm	500 - 2,200 mm		
Width (B)	200 - 397 mm	200 - 460 mm		
Height (H)	65 mm	65 mm		
Adjustment range (V)	15 - 45 mm			
LMD F30-A Type 6 MB				
centre operation				
Length (L)	500 - 2,500 mm	500 - 2,200 mm		
Width (B)	200 - 397 mm	200 - 460 mm		
Adjustment range (V)	15 - 45 mm			
LMD F30-A Type 7.3				
Length (L)	500 - 2,500 mm	500 - 2,200 mm		
Width (B)	200 - 397 mm	200 - 460 mm		
Height (H)	65 mm	65 mm		
Adjustment range (V)	15 - 45 mm			
LMD F30-AB Type 6				
Length (L)	500 - 2,500 mm	500 - 2,200 mm		
Width (B)	200 - 397 mm	200 - 460 mm		
Height (H)	65 mm	65 mm		
Adjustment range (V)	15 - 45 mm			
LMD F30-AB Type 6 MB				
centre operation				
Length (L)	500 - 2,500 mm	500 - 2,200 mm		
Width (B)	200 - 397 mm	200 - 460 mm		
Adjustment range (V)	15 - 45 mm			



LMD F30-AB Type 7

Length (L)	500 - 2,500 mm	500 - 2,200 mm
Width (B)	200 - 397 mm	200 - 460 mm
Height (H)	65 mm	65 mm
Adjustment range (V)	15 - 45 mm	



Technical data

Material	galvanised sheet steel
Weight	38 - 42 kg/m ²
Serviceability	swing-down and slide option or removable
Wall connection options	plasterboard barrier, plasterboard frieze, plasterboard partitions, bracket fastening, massive walls, concrete walls

Component list

1	metal ceiling element
16b	U-washer
27a	G-profile 68
150	L-wall profile 43x65
278b	truss head screw with square neck and nut
811b	GKF/DF pre-cut 18 mm



Acoustics

Room acoustics

Rated sound absorption coefficient	DIN EN ISO 11654	α_w	0.15 - 0.85
Sound absorber class	DIN EN ISO 11654		E - B
Noise Reduction Coefficient	ASTM C 423	NRC	0.15 - 0.85



Fire protection

Building material class

Building material class	DIN EN 13501-1	A2 - s1, d0
-------------------------	----------------	-------------

Fire resistance

Fire resistance	DIN 4102-2	F 30 from above, F 30 from below
-----------------	------------	----------------------------------

Durability

Exposure class	DIN EN 13964	A
----------------	--------------	---

Sustainability

Product self-declaration	Self-declaration according to ISO 14021 is available	
French VOC Regulation	Emission class A	

Certification

CE marking	The ceiling system is a harmonised construction product acc. to regulation (EU) No. 305/2011 (Construction Products Regulation) and EN 13964: Suspended ceilings - Requirements and test methods.	
TAIM e. V.	The ceiling system fulfils the requirements of the "Technical Manual Metal Ceilings" (TMMC) of TAIM e.V. (Association of Industrial Metal Ceiling Manufacturers).	

Surfaces

Powder coatings	<u>COLOURline - Powder coating</u> <u>MOODline - Powder coating, deep matt</u> <u>ARTline - Decorative powder coating</u> <u>GRAPHICline - Digital print</u>	
Perforations	<u>BASICline - Standard perforations</u> <u>REGULARline - Further perforations</u> <u>SPREADline - Scattered perforations</u>	



Additional equipment

Luminaires for fire rated metal ceilings	<u>T38 17 - Recessed luminaire for metal fireproof ceilings</u> <u>T38 12 - Recessed luminaire for metal fireproof ceilings</u>
Escape sign luminaires	<u>SRB Compact 200 - Escape sign luminaire</u> <u>SRB Compact 300 - Escape sign luminaire</u>
Loudspeakers	<u>Monacor SPE-150/WS - Low installation loudspeaker</u> <u>ic audio DL EN54 - ELA loudspeaker for voice alarm</u>
Protective boxes	<u>SK30 - Protective box for built-in part round/square</u>
Ventilation components	<u>Strulik BCF - Damper</u> <u>Wildeboer BV90 - Fire protection valve (Series BV92)</u> <u>Trox L-KU-K30 - Fire damper</u>

Application examples



Project solutions

This product data sheet refers to the standard version of the product mentioned above. We would be happy to work with you to find the right solution for your project. Adapted to your building project, you will receive a perfectly matched system. Project-specific constructions and adaptations can be found in the offer documents.